

WEBCASTING MEETINGS IN TORFAEN

Report Submitted by: Richard Edmunds, Head of Strategic and Democratic Services
Report Written by: Richard Gwinnell, Corporate Member Training & Research Officer

1. Area Affected

1.1 Not applicable.

2. Purpose of Report

2.1 To consider the experience to date and decide the way forward with webcasting of formal meetings in Torfaen.

3. Background and previous decisions

3.1 The Council agreed in principle in December 2012 to introduce webcasting. Webcasting was introduced in Torfaen, with the system installed in August 2013, staff and members trained, the system tested on closed meetings in September 2013 and meetings webcast live from 25 September 2013.

3.2 Since September 2013, all meetings of the Council and Cabinet have been webcast, with a small number of seminars also webcast, depending on the subject matter.

3.3 The webcasting of Overview and Scrutiny Committee meetings which were deemed to be of sufficient public interest was agreed by Council in January 2014.

3.4 The webcasting of all Overview and Scrutiny Committee meetings and all Planning Committee and all Licensing Committee meetings was agreed by Council in June 2014.

4. Issues and Findings

Why we are webcasting – and how many people are watching

4.1 Webcasting meetings is becoming the norm across Wales and has been the norm for some time in England. Torfaen is some way ahead of most other authorities in terms of webcasting meetings, as demonstrated in the responses to a survey undertaken in January 2016, as listed in **appendix A**.

4.2 Webcasting meetings is likely in future to become a requirement of legislation.

4.3 **Appendices B and C** attached show the actual viewing statistics for the period 1 June 2015 to 1 February 2016, for all meetings and for scrutiny meetings respectively. This period was chosen due to a change in the system used by our supplier to record views and viewers. The viewing statistics are significantly

lower than the ones obtained from the previous system and reported previously to Council. This is because the supplier recently refined the system, so that the system only now counts someone as a viewer when they have viewed for a period of time. Previously the system also counted “spambots”, which may spend a millisecond on the microsite.

4.4 The number of people watching Torfaen meetings via the webcast is nevertheless very significant, especially when compared to the number of people who could fit in the public gallery at meetings and the number who have traditionally attended meetings in person. Webcasting allows people to view meetings at any time of the day or night and wherever they are, whether that be in Pontypool, Cwmbran, Blaenavon or anywhere in the world. It also allows people to watch the part of the meeting they are interested in, rather than having to attend the whole meeting in person, as some of those people may have done before webcasting was introduced.

4.5 The viewing statistics below show the average situation for each Committee over the 8 month period in question:

Meeting	Viewings	Live	Archive	Viewers
Council	106	27	79	68
Cabinet	59	10	49	43
Planning	38	7	31	29
Joint O&S	36	8	28	22
Resources O&S	37	6	31	21
Cleaner O&S	29	8	21	18
Learning O&S	24	4	20	16
Safer O&S	20	6	14	12
Healthier	18	5	13	11

In total, the 46 meetings held during the period in question were viewed 2192 times (448 live and 1744 archive) by 1489 people. In other words, the average meeting was watched 48 times by 32 people.

4.6 Some of the recorded views would also be from Council staff. In all of these instances, however, only a single view is recorded. Hence 10 members of staff or councillors could watch a webcast and be counted as one viewer (not 10 viewers). In reality therefore, 19 reported viewers could mean 18 external viewers and any number of internal viewers. The number of times a meeting has been viewed is the actual number of times it has been viewed, whether internally or externally.

4.7 It is clear that meetings are now (since the introduction of webcasting) reaching significant numbers of people who perhaps would not have engaged previously. Webcasting meetings enhances democratic engagement and transparency by opening up the Council’s decision making and scrutiny processes to a much wider audience, who can see what’s happening as they never could before, wherever and whenever suits them.

- 4.8 It is also clear from the statistics attached that there are significant peaks and troughs in the viewing of meetings. There is no direct evidence about why people watch certain meetings more than others but the indications are that meetings are viewed more times, by more people, when there are items of significant public interest item on the agenda.
- 4.9 At the date of writing (in April 2016), since webcasting was introduced in September 2013 there have been 15,786 views of the Council's meeting:
- 5,229 of those views had been live
 - 10,557 of those views had been via archive
 - there had been 8,788 viewers of the Council's meetings
 - 1,775 viewers watched meetings live
 - 7,443 viewers watched meetings via the archive
 - many more people could have watched meetings from within the Council (e.g. staff and members), but not been counted

It is clear from the viewing statistics that the vast majority of people are not watching whole meetings, but are dipping in and out, undoubtedly to see the debate or decision on the items they are most interested in.

5. Resource Implications

- 5.1 The original contract with our external supplier of webcasting equipment, systems, services, training and support enabled up to 60 hours of webcasting per year over 3 years. Since the Council extended the number and range of meetings which are webcast, we have been webcasting an average of 90 hours content per year.
- 5.2 The existing contract ends on 27 June 2016. Discussions on renewing the Council's existing contract have taken place and will continue, if Council decides to continue webcasting its meetings. The procurement arrangements will be decided upon and reported in the normal way, under the Council's scheme of delegation and in accordance with Contract Standing Orders.
- 5.3 The existing webcasting contract has cost £12,710 per year over three years, or £38,130 in total. This cost was met from Welsh Government grant funding. The Welsh Government made funding available to local authorities across Wales for technological advances in improving democracy, such as webcasting, for a three year period, which has now expired. The Council therefore has to fund webcasting in future from within its core budget, if the Council chooses to continue with webcasting.
- 5.4 In anticipation that local government reorganisation may occur in Wales in March 2020 (subject to further news over the coming months from the Welsh Government), indications of the costs of the webcasting service were sought from our existing supplier for the period ending 31 March 2020, as well as for shorter periods of time. The longer the period of the contract, the less the service costs per year. Whichever period is chosen (if Council agrees to the continuation of webcasting) the Council will have the option to end the contract earlier, dependant on the pace of developments in the reorganisation or shared

service picture.

- 5.5 As a result of the introduction of the new Welsh Language standards this year, the Council now has to provide translation at meetings, if people choose to speak Welsh. That translation would normally be “instantaneous translation”, which means that, whilst the speaker is speaking in Welsh, the translator would be translating those words into English, and relaying that translation to people attending through headphones, which every attender would be able to use if they wished. In the current circumstances, someone watching the webcast would only be able to hear the person who is speaking (in English or Welsh), as it is their microphone which is linked to the audio broadcast.
- 5.6 In future, we will need new equipment and a new Welsh language webcast page, to ensure that the words spoken at the meeting (including the English language translation of Welsh words) can be heard by people watching the English language webcast and that the words spoken at the meeting (including the Welsh words) can be heard by people watching the Welsh language version. Carmarthenshire Council meetings give a good example of this system in practice if members wish to view one of those meetings. The current supplier has offered to build the Welsh language webcast page at no cost. The costs of the new equipment required have to be built into any new contract going forward. The existing supplier has also offered to install the equipment at no cost, on a scheduled service visit.
- 5.7 The resulting indicative cost of the webcasting service contract going forward to 31 March 2020 (i.e. 45 months), including the additional equipment required as a result of the new Welsh Language standards, is:

For 60 hours webcasting per year (pro rata in year 4):

Year	Months	Period	Payment
1	12	28 June 16 to 27 June 17	£10,297
2	12	28 June 17 to 27 June 18	£10,297
3	12	28 June 18 to 27 June 19	£10,297
4	9	28 June 19 to 31 March 20	£7,722
TOTAL	45		£38,613
If paid in full at inception			£32,385

For 90 hours webcasting per year (pro rata in year 4):

Year	Months	Period	Payment
1	12	28 June 16 to 27 June 17	£11,168
2	12	28 June 17 to 27 June 18	£11,168
3	12	28 June 18 to 27 June 19	£11,168
4	9	28 June 19 to 31 March 20	£8,377
TOTAL	45		£41,881
If paid in full at inception			£38,779

- 5.8 The costs above do not include the replacement of any equipment, which the

supplier would charge at cost. If any equipment needed replacement, this would need to be paid for if and when required from reserve funding.

- 5.9 If we extrapolate the viewing figures in appendix B over a whole year we can see that the current cost of the webcasting service contract per viewer (assuming 2234 viewers over a whole year) is £5.69 and the cost per view (assuming 3288 views) is £3.87.
- 5.10 Assuming the same number of views and viewers in future, with the same 90 hours of webcasting, based on a full year cost, paid annually (i.e. on the same basis as now) but with the extra cost of the new equipment to ensure we provide for Welsh speakers built in, the cost of the contract per viewer in future would be £5.00 and the cost per view would be £3.40. This is a reduction in cost, despite the increase in service requirement.
- 5.11 The costs for continuing with webcasting have been built in to the budget for 2016/17 and beyond so continuing to webcast will not require additional investment over and above the agreed budget.
- 5.12 As members will be aware, there is also a staffing cost to webcasting. A member of staff is required to attend each meeting and operate the webcasting system, to ensure the webcast is operational throughout the meeting, that the correct camera is pointed to the person who is speaking and adjusted for every new speaker and that agenda points are inserted when a new agenda item is reached (so that people watching the meeting later, via the archive, can go straight to the item they wish to watch, rather than having to watch the whole meeting or scroll through and guess when their item was discussed).
- 5.13 There could be an option to invest in new microphones and other equipment if the Council wished, which would enable a speaker to press their microphone and the appropriate camera to point to them automatically (without the need for manual operation). An indicative cost of between £38,000 and £52,000 has been quoted for such equipment, depending on the number of microphones involved and the capability requirements of the new system.
- 5.14 The availability of accommodation for meetings in the Civic Centre is limited, as members know. For webcasting to occur, the meeting has to be held in the Council Chamber. This limitation to one meeting room may be an issue for consideration, for example as some meetings may be better held elsewhere. This has been mentioned by some members in the context of the workshop style of joint scrutiny meetings, which has proved very effective, but which cannot take place in the Council Chamber due to its fixed layout. Other Scrutiny Committees have experimented with workshop style meetings and should this trend continue it would do so without any additional webcasting support.

6. Consultation

- 6.1 The following have been consulted on the content of this report:
- a) Assistant Chief Executive, Resources
 - b) Head of Strategic and Democratic Services

- c) Head of Improvement and Business Intelligence
- d) Chief Legal Officer and Monitoring Officer.

7. Risks

- 7.1 There is a risk that webcasting meetings is not seen by everyone as value for money, when that money could be spent elsewhere. On the other hand, there is a risk in withdrawing from the webcasting of meetings, which has taken place over the last three years, and that doing so would reduce the engagement of potentially thousands of citizens in the Council's future work.

8. Action to be taken following decision

- 8.1 The webcasting of meetings will continue as now, or increase, or decrease, or cease altogether, depending on the decision of Council. The action to be taken with regard to procurement will also follow as a result of Council's decision.

9. Measures of Success

- 9.1 The webcasting of meetings has been very successful to date, measured by the number of people watching meetings – most of whom, it is assumed, did not watch meetings before webcasting started. Monitoring will continue to take place and viewing statistics will continue to be reported through the Council's performance management systems.

10. Conclusion/summary

- 10.1 This report sets out the facts around webcasting and shows that the webcasting of meetings has been very successful to date, measured by the number of people watching Torfaen meetings. It also clearly details the costs, which if webcasting is to continue, must now be met from within the Council's budget.

11. Recommendation

- 11.1 That Council agrees:

- 1) to continue webcasting meetings in the future

And,

- 2) to procure 60 hours of webcasting a year for the specified period and 'top up' additional hours as they may be required

Appendices	<ul style="list-style-type: none"> A. Who else is webcasting meetings in Wales B. Webcasting views – all public meetings in Torfaen – 1 June 2015 to 1 February 2016 C. Webcasting views – scrutiny meetings in Torfaen – 1 June 2015
-------------------	--

	to 1 February 2016
Background papers	None
Author and contact officer	Richard Gwinnell, Corporate Member Training and Research Officer, email richard.gwinnell@torfaen.gov.uk or tel 01495 742163

Appendix A

Who webcasts which meetings in Wales – survey undertaken in January 2016

AUTHORITY	COUNCIL	CABINET	SCRUTINY COMMITTEES	PLANNING COMMITTEE	LICENSING COMMITTEE	OTHER	COMMENTS
Blaenau Gwent	No	Yes (Exec)	Yes	Yes	No	Audit Democratic Services	Future / funding need for review
Brecon Beacons NPA	Yes (full authority)	Not applicable	Not applicable	Planning Access and Rights of Way Ctte	Not applicable	Audit and Scrutiny Committee	+ any urgent business committees/EGMs etc
Bridgend	Have webcast 11 meetings up to the end of March 2016 (Cabinet, Council, Audit, 5 scrutiny and 3 Development Control). In the process of assessing viewing figures and deciding which meetings will be webcast in future.						
Caerphilly	Yes	No	No	No	No		
Cardiff	Yes	In future	In future	Yes	No		
Carmarthenshire	Yes	Yes (Exec Board)	Maybe in future	Yes	No		
Ceredigion	Yes	In future possibly	No	In future possibly	No		
Conwy	Yes	Yes	Some	Yes	No		Some scrutiny meetings - depends on subject matter
Denbighshire	Yes	Probably in future	Some probably in future	Yes	No		
Flintshire	From Feb 16	No	No	From Feb 16	No		

Gwynedd	Yes	Yes	Some	Some	No		Programme of what will be webcast, based on what will be of most interest to local people
Isle of Anglesey aka Ynys Mon	Yes	Yes (Exec)	No	Yes	No		
Merthyr	Yes	No	Maybe in future	Yes	No		
Monmouthshire	Yes	Yes	Yes	Yes	Yes	Audit DSC Standards	Everything held in the Chamber which is open to the public. Streamed live via YouTube – no cost
Neath Port Talbot	No	No	No	No	No		No plans to introduce - based on cost
Newport	Yes	No	No	Yes	Yes		
Pembrokeshire	Yes	Yes	No	No	No		
Pembrokeshire Coast NPA	No	No	No	No	No		Building limitations
Powys	Some	Some	One so far	Some	No		Have webcast meetings based on public interest in the subject matter in the past. Planning to webcast up to 50 meetings a year in future when tech issues sorted
Rhonda Cynon Taff	No	No	No	No	No		
Snowdonia NPA	No	No	No	No	No		

Swansea	We don't webcast any meetings at present however we have historically webcast Council and Cabinet. We are looking at starting again in the next few months and are considering webcasting Council, Cabinet and Planning						
Torfaen	Yes	Yes	Yes	Yes	Yes		Reviewing future options/ scope/costs/benefits
Vale of Glamorgan	No	No	No	Yes (pilot basis)	No		Looking at pilot to assess expansion
Wrexham	Yes	Yes (Exec Board)	Some (pilot 10 hours)	Yes	No		
TOTAL CURRENT AFFIRMATIVES	15	9	5	14	3		

* remarks updated May 2016

WEBCASTING VIEWS – PUBLIC MEETINGS IN TORFAEN

1 June 2015 to 1 February 2016

Committee	Date	Total views	Live views	Archive views	Total viewers	Live viewers	Archive viewers
Meeting of all scrutiny committees	9.6.15	17	4	13	15	3	12
Cleaner Communities	10.6.15	20	4	16	15	3	12
Planning	16.6.15	19	3	16	18	3	15
Cabinet	17.6.15	14	3	11	12	2	10
Healthier Communities	17.6.15	16	2	14	11	1	10
Council	23.6.15	47	2	45	42	2	40
Learning Communities	24.6.15	22	3	19	16	3	13
Resources & Corporate Business	1.7.15	19	3	16	15	2	13
Cabinet	7.7.15	20	3	17	17	2	15
Safer Communities	8.7.15	15	3	12	10	2	8
Planning	14.7.15	18	3	15	16	2	14
Meeting of all scrutiny committees	15.7.15	22	4	18	20	3	17
Council	21.7.15	56	1	55	43	1	42
Licensing	23.7.15	27	1	26	23	1	22
Planning	18.8.15	68	12	56	56	9	47
Cabinet	2.9.15	74	12	62	48	4	44
Cleaner	16.9.15	29	10	19	18	4	14
Council	22.9.15	232	47	185	154	16	138
Healthier	23.9.15	22	9	13	11	3	8
Meeting of all scrutiny committees	24.9.15	33	7	26	21	3	18
Learning	30.9.15	25	3	22	15	1	14
Cabinet	6.10.15	153	21	132	118	15	103
Resources	7.10.15	55	9	46	25	2	23
Planning	13.10.15	40	10	30	29	6	23
Safer	14.10.15	32	11	21	15	2	13
Council	20.10.15	130	42	88	76	15	61
Council Overview & Scrutiny	20.10.15	179	16	163	130	6	124
Meeting of all scrutiny committees	21.10.15	72	18	54	39	7	32
Licensing	22.10.15	35	2	33	29	2	27
Cabinet	3.11.15	73	11	62	59	6	53
Healthier	11.11.15	16	5	11	12	2	10
Meeting of all scrutiny committees	12.11.15	36	7	29	23	3	20

Committee	Date	Total views	Live views	Archive views	Total viewers	Live viewers	Archive viewers
Planning	17.11.15	26	0	26	20	0	20
Learning	25.11.15	25	7	18	16	5	11
Meeting of all scrutiny committees	30.11.15	34	9	25	17	6	11
Cabinet	1.12.15	51	14	37	28	2	26
Cabinet	1.12.15	27	5	22	19	2	17
Cleaner	9.12.15	42	11	31	24	3	21
Council	15.12.15	102	36	66	60	12	48
Planning	15.12.15	58	14	44	36	11	25
Resources	17.12.15	38	7	31	23	4	19
Cleaner	13.1.16	25	6	19	16	3	13
Planning	19.1.16	39	9	30	27	5	22
Council	26.1.16	69	32	37	35	9	26
Safer	26.1.16	13	5	8	10	4	6
Licensing	28.1.16	7	2	5	7	2	5
Total	46 meetings	2192	448	1744	1489	204	1285
Average per meeting		48	10	38	32	4	28

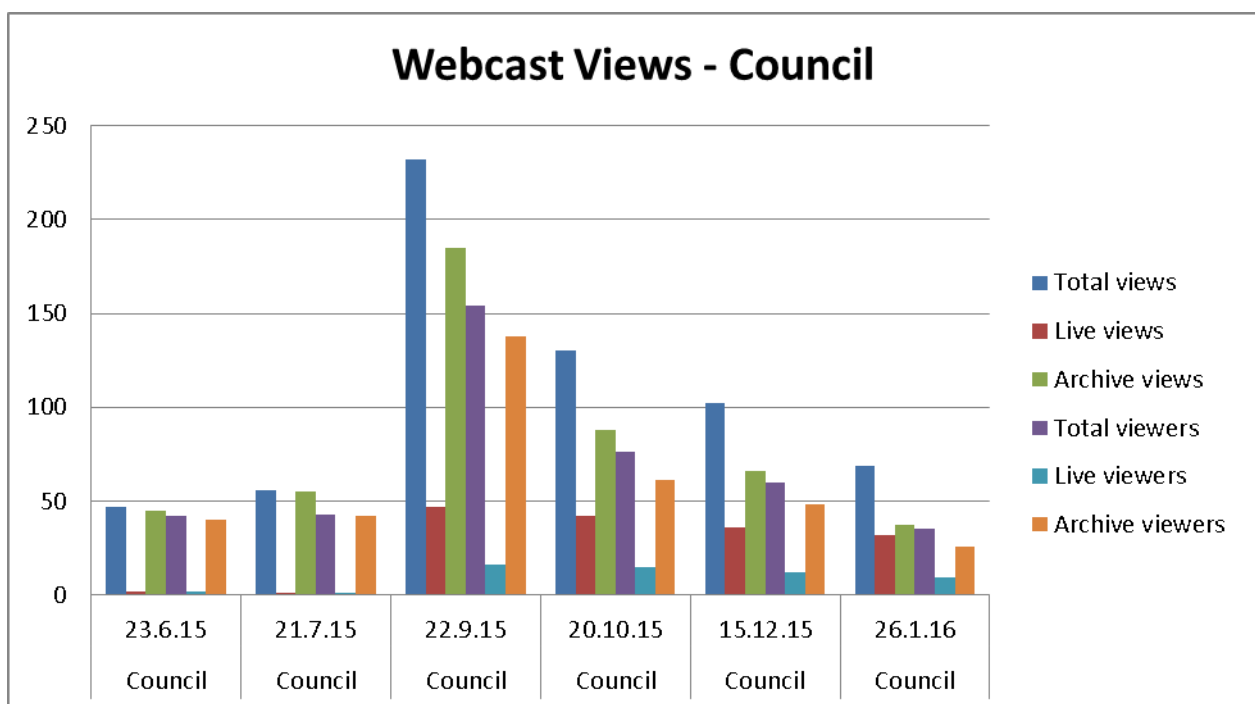
Key:

Total views	Total number of times the webcast has been viewed
Live views	Number of times it was viewed while the meeting was in progress
Archive views	Number of times it was viewed after the meeting had finished
Total viewers	Total number of people (or IP addresses) who watched the webcast
Live viewers	Total number of people (or IP addresses) who watched the webcast while the meeting was in progress
Archive viewers	Total number of people (or IP addresses) who watched the webcast after the meeting had finished

Please note:

Torfaen County Borough Council is counted as one IP address. Therefore, if 5 members of staff watched a webcast, those 5 people would only be counted as 1 viewer. Hence, if there were 32 viewers of a particular meeting that is likely to mean there were 31 external viewers and also internal viewers.

COUNCIL MEETINGS							
	Date of meeting	Total views	Live views	Archive views	Total viewers	Live viewers	Archive viewers
	23.6.15	47	2	45	42	2	40
	21.7.15	56	1	55	43	1	42
	22.9.15	232	47	185	154	16	138
	20.10.15	130	42	88	76	15	61
	15.12.15	102	36	66	60	12	48
	26.1.16	69	32	37	35	9	26
Totals	6	636	160	476	410	55	355
Average views		106	27	79	68	9	59

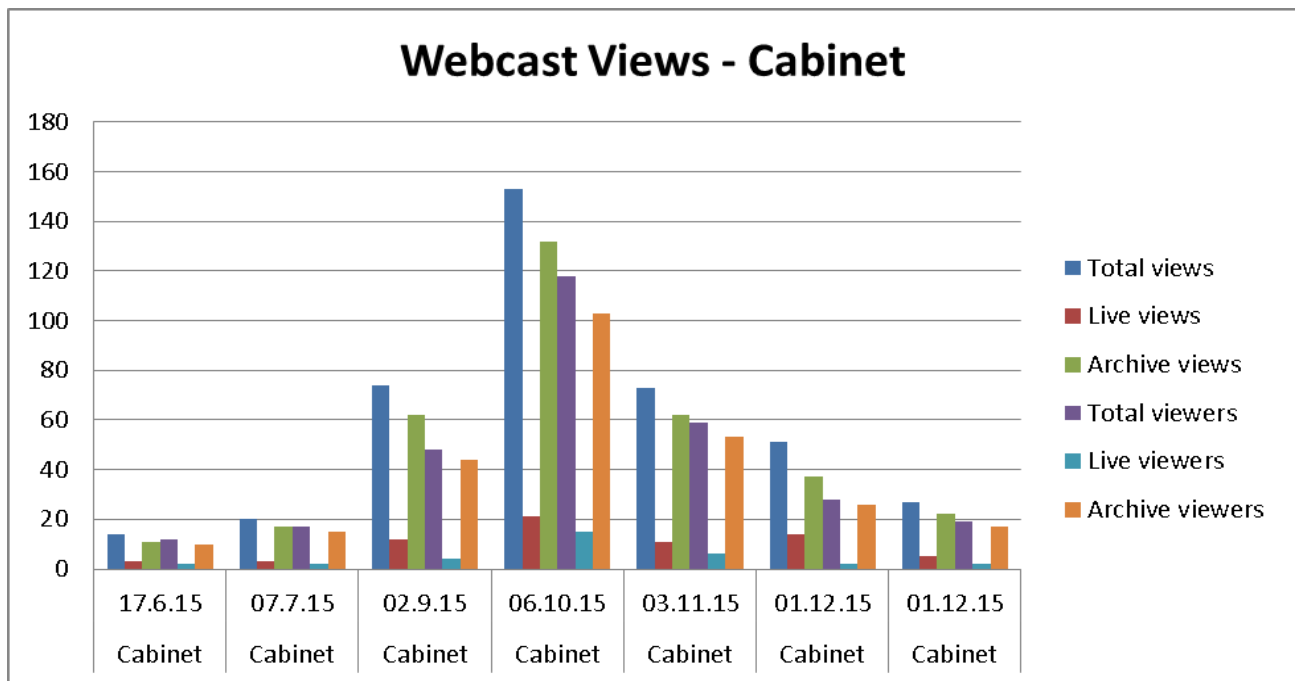


There was a significant spike in viewing in September 2015 – on the agenda were:

- Several Petitions, Public Questions and Announcements
- Strategic Equality Plan progress report
- WAO Compliance Notice re the Improvement Plan
- Gambling Policy, Licensing Policy and No Casino Resolution
- Licensing Committee and Standards Committee appointments
- Outside body nominations
- An exempt report about historic spending on the SRS

CABINET MEETINGS

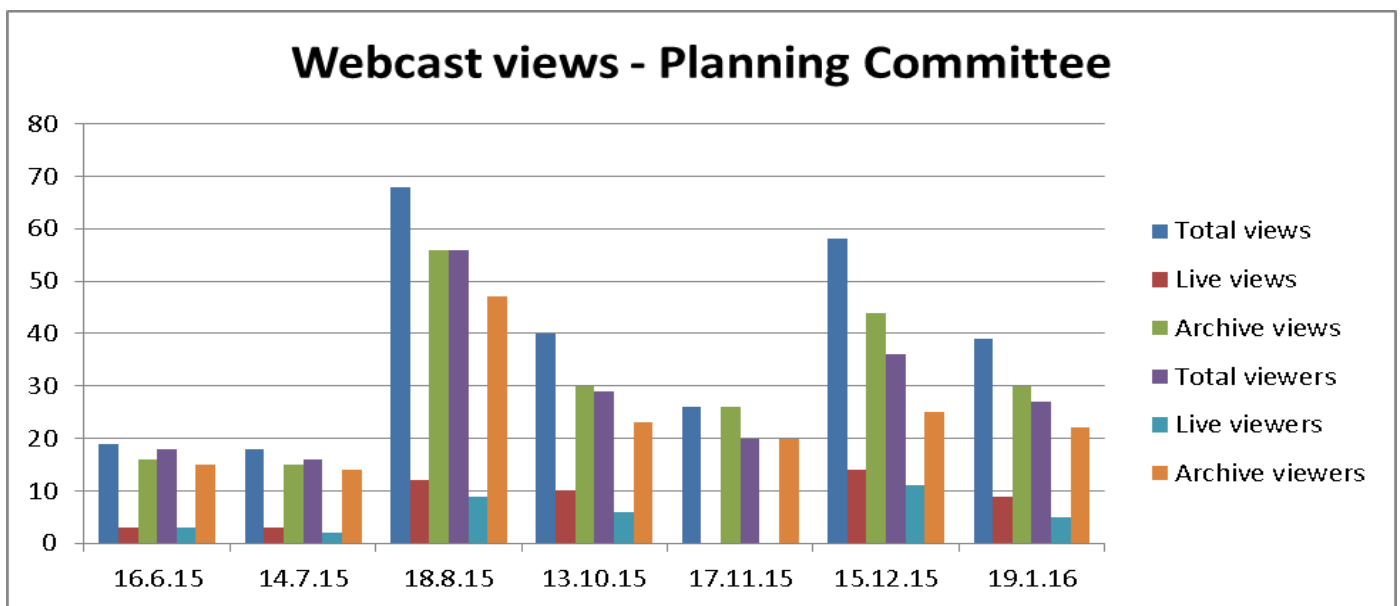
	Date of meeting	Total views	Live views	Archive views	Total viewers	Live viewers	Archive viewers
	17.6.15	14	3	11	12	2	10
	07.7.15	20	3	17	17	2	15
	02.9.15	74	12	62	48	4	44
	06.10.15	153	21	132	118	15	103
	03.11.15	73	11	62	59	6	53
	01.12.15	51	14	37	28	2	26
	01.12.15	27	5	22	19	2	17
Totals	7	412	69	343	301	33	268
Average views		59	10	49	43	5	38



There was a significant spike in viewing in October 2015 – on the agenda was a report on school reorganisation (Victoria Primary and Abersychan Brynteg Nursery) which may have caused this

PLANNING COMMITTEE MEETINGS

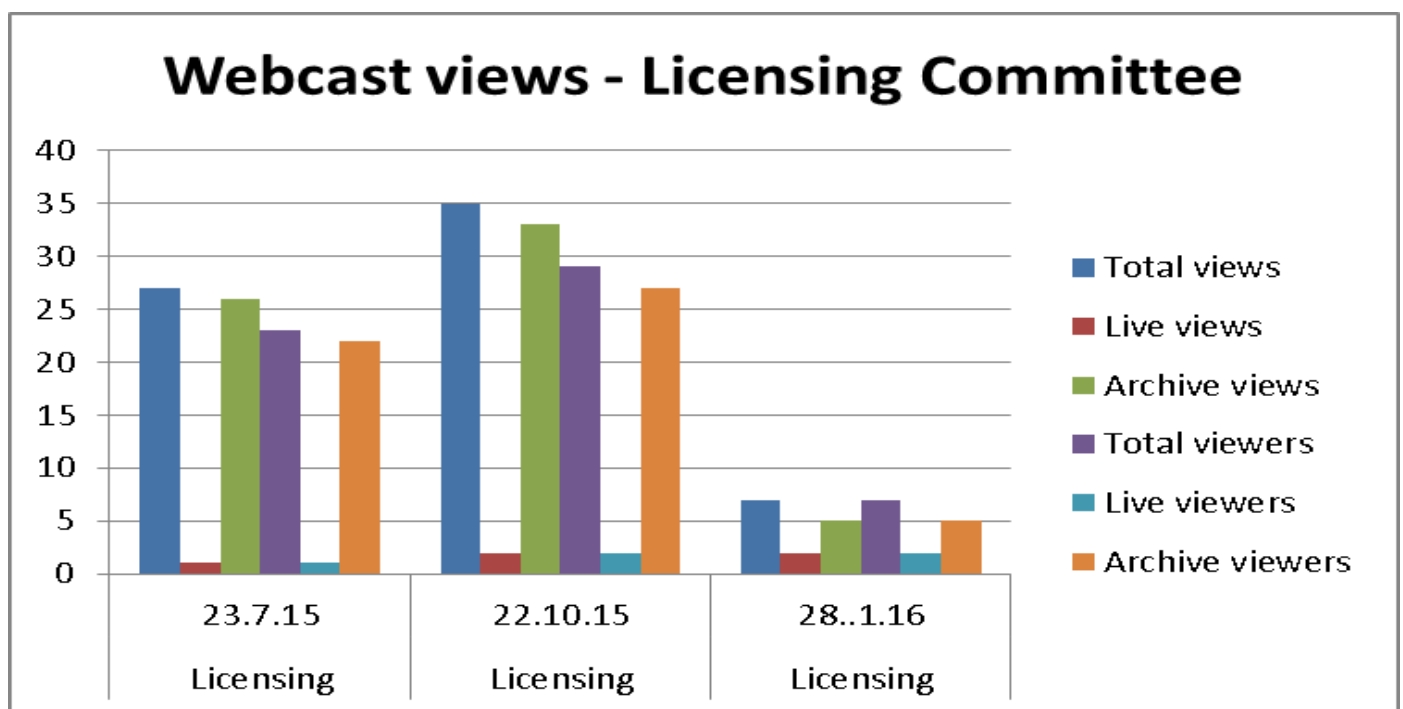
	Date of meeting	Total views	Live views	Archive views	Total viewers	Live viewers	Archive viewers
	16.6.15	19	3	16	18	3	15
	14.7.15	18	3	15	16	2	14
	18.8.15	68	12	56	56	9	47
	13.10.15	40	10	30	29	6	23
	17.11.15	26	0	26	20	0	20
	15.12.15	58	14	44	36	11	25
	19.1.16	39	9	30	27	5	22
Totals	7	268	51	217	202	36	166
Average views		38	7	31	29	5	24



There was a significant spike in viewing in August 2015 – on the agenda was a report on a reserved matters application at the South Sebastopol site, which may have caused this spike

LICENSING COMMITTEE MEETINGS

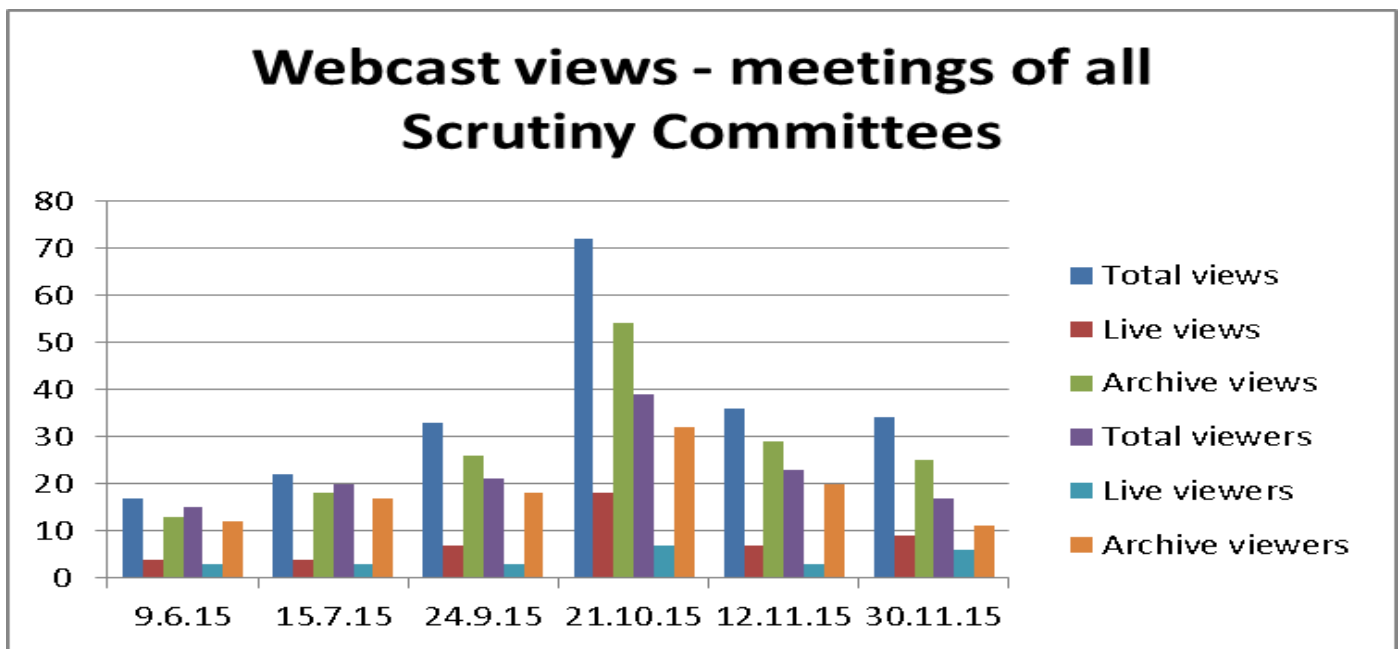
	Date of meeting	Total views	Live views	Archive views	Total viewers	Live viewers	Archive viewers
	23.7.15	27	1	26	23	1	22
	22.10.15	35	2	33	29	2	27
	28..1.16	7	2	5	7	2	5
Total	3	69	5	64	59	5	54
Average views		23	2	21	20	2	18



The Licensing and Gambling Policies were on the agenda for the October meeting, which may explain the slight spike in viewing figures for that meeting

MEETINGS OF ALL SCRUTINY COMMITTEES

	Date of meeting	Total views	Live views	Archive views	Total viewers	Live viewers	Archive viewers
	9.6.15	17	4	13	15	3	12
	15.7.15	22	4	18	20	3	17
	24.9.15	33	7	26	21	3	18
	21.10.15	72	18	54	39	7	32
	12.11.15	36	7	29	23	3	20
	30.11.15	34	9	25	17	6	11
Total	6	214	49	165	135	25	110
Average views		36	8	28	22	4	18

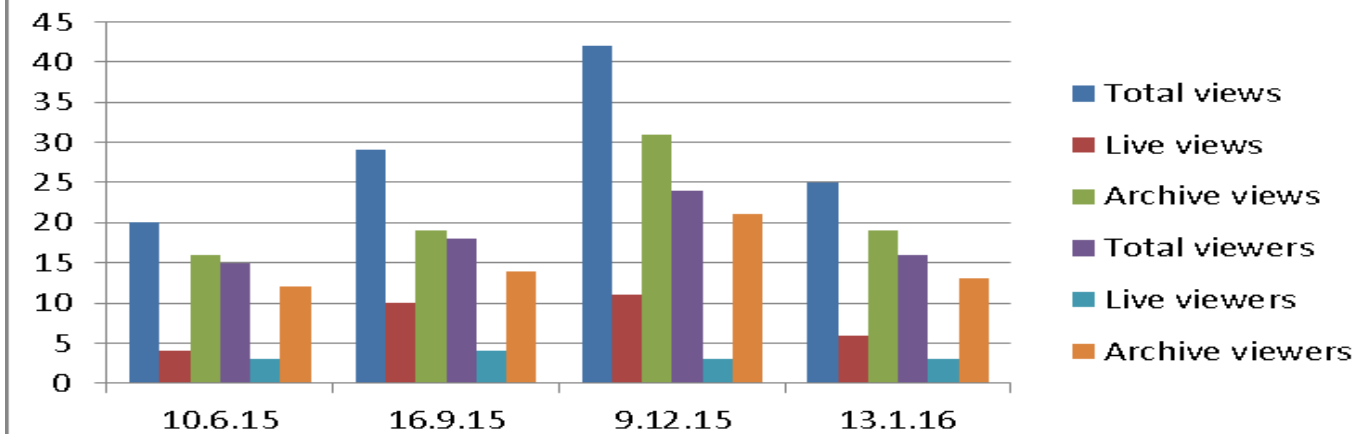


A review of Customer Complaints was on the agenda for the October meeting, which may explain the spike in viewing figures for that meeting

CLEANER COMMUNITIES O&S COMMITTEE MEETINGS

	Date of meeting	Total views	Live views	Archive views	Total viewers	Live viewers	Archive viewers
	10.6.15	20	4	16	15	3	12
	16.9.15	29	10	19	18	4	14
	9.12.15	42	11	31	24	3	21
	13.1.16	25	6	19	16	3	13
Total	4	116	31	85	73	13	60
Average views		29	8	21	18	3	15

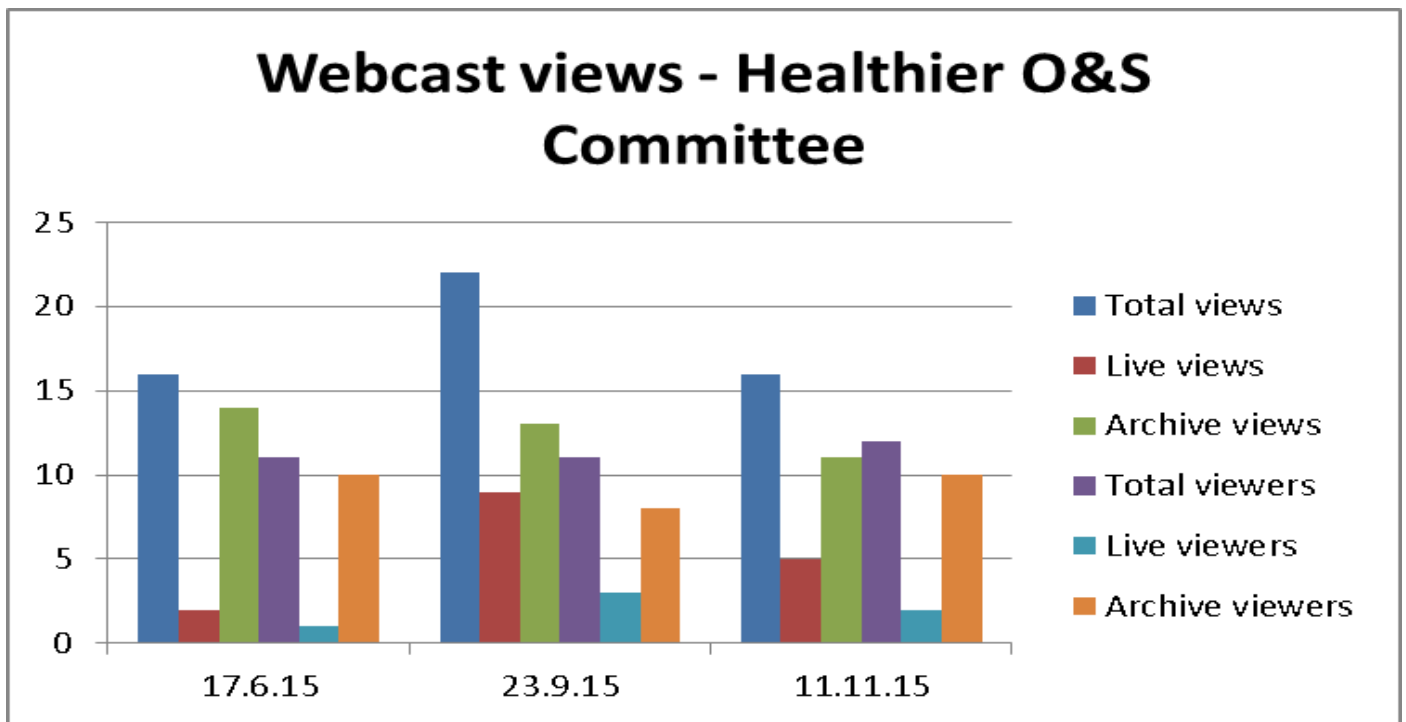
Webcast views - Cleaner O&S Committee



A review of the Council's Waste service was on the agenda for the December meeting, which may explain the spike in viewing figures for that meeting

HEALTHIER COMMUNITIES O&S COMMITTEE MEETINGS

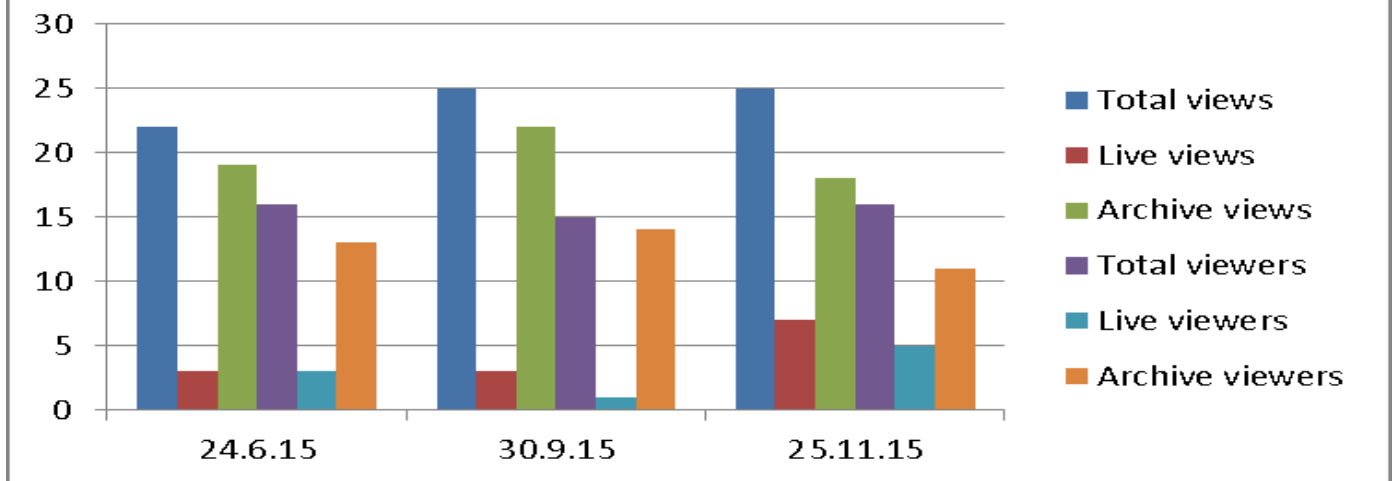
	Date of meeting	Total views	Live views	Archive views	Total viewers	Live viewers	Archive viewers
	17.6.15	16	2	14	11	1	10
	23.9.15	22	9	13	11	3	8
	11.11.15	16	5	11	12	2	10
Total	3	54	16	38	34	6	28
Average views		18	5	13	11	2	9



LEARNING COMMUNITIES O&S COMMITTEE MEETINGS

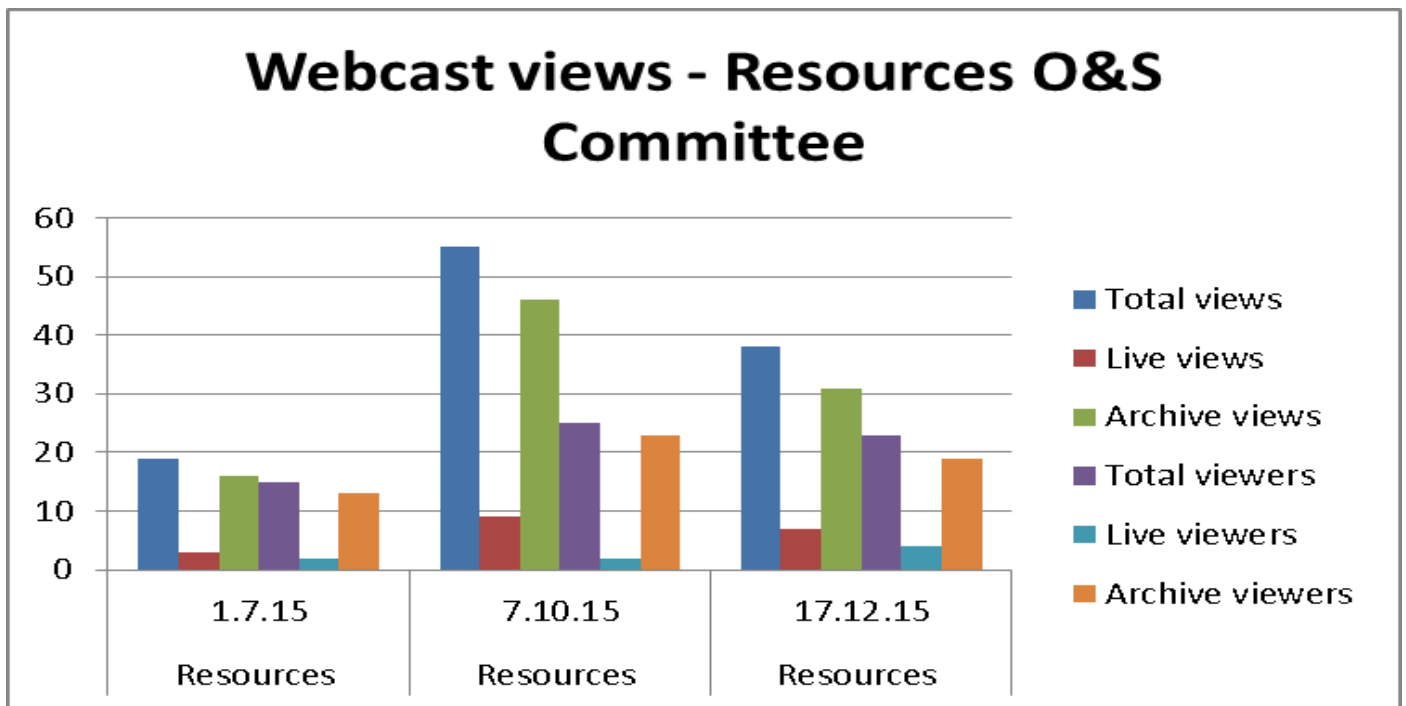
	Date of meeting	Total views	Live views	Archive views	Total viewers	Live viewers	Archive viewers
	24.6.15	22	3	19	16	3	13
	30.9.15	25	3	22	15	1	14
	25.11.15	25	7	18	16	5	11
Total	3	72	13	59	47	9	38
Average views		24	4	20	16	3	13

Webcast views - Learning O&S Committee



RESOURCES AND CORPORATE GOVERNANCE O&S COMMITTEE MEETINGS

	Date of meeting	Total views	Live views	Archive views	Total viewers	Live viewers	Archive viewers
	1.7.15	19	3	16	15	2	13
	7.10.15	55	9	46	25	2	23
	17.12.15	38	7	31	23	4	19
Total	3	112	19	93	63	8	55
Average views		37	6	31	21	3	18

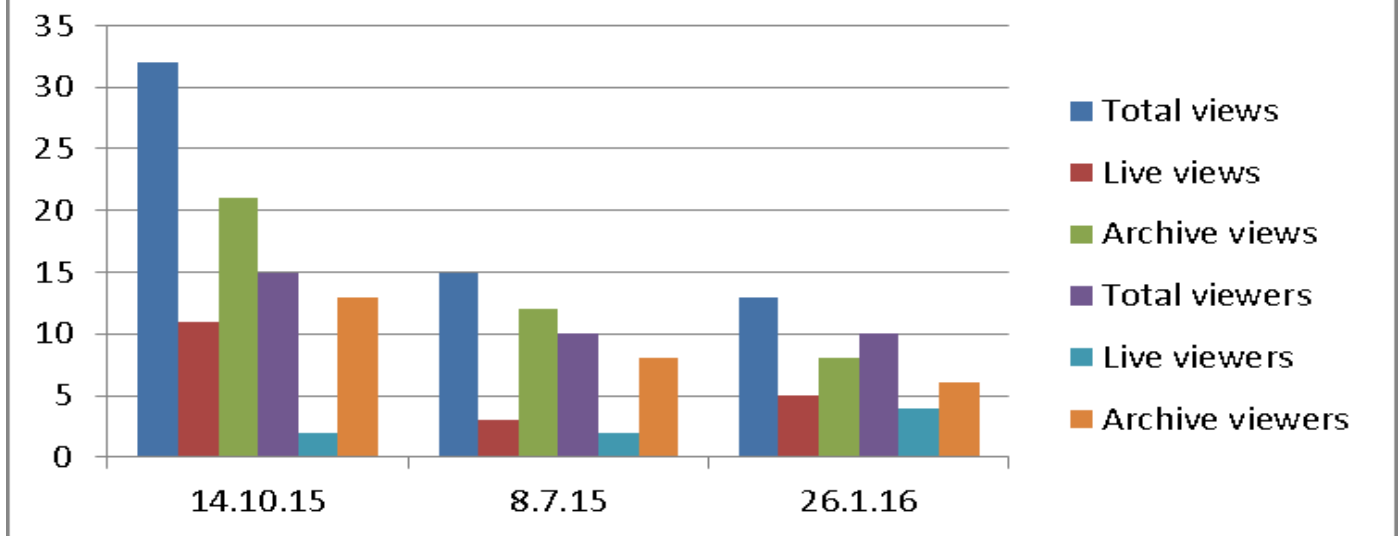


Implementation of the new Welsh Language standards was on the agenda for the October meeting, which may explain the spike in viewing figures for that meeting

SAFER COMMUNITIES O&S COMMITTEE MEETINGS

	Date of meeting	Total views	Live views	Archive views	Total viewers	Live viewers	Archive viewers
	8.7.15	15	3	12	10	2	8
	14.10.15	32	11	21	15	2	13
	26.1.16	13	5	8	10	4	6
Total	3	60	19	41	35	8	27
Average views		20	6	14	12	3	9

Webcast views - Safer O&S Committee



A review of the Council's Environmental Health service was on the agenda for the October meeting, which may explain the slight spike in viewing figures for that meeting

COUNCIL O&S COMMITTEE MEETINGS

	Date of meeting	Total views	Live views	Archive views	Total viewers	Live viewers	Archive viewers
	20.10.15	179	16	163	130	6	124
Total	1	179	16	163	130	6	124
Average views		179	16	163	130	6	124

This meeting considered a challenge to a decision of the Cabinet about Victoria Primary and Abersychan Brynteg Nursery, which may explain the high viewing figures

We also webcast one Council Policy Seminar during this period as follows:

COUNCIL POLICY SEMINARS

Seminar	Date	Total views	Live views	Archive views	Total viewers	Live viewers	Archive viewers
Digital Torfaen	21.9.15	22	8	14	16	4	12

WEBCASTING VIEWS – SCRUTINY IN TORFAEN

1 June 2015 to 1 February 2016

Committee	Date	Total views	Live views	Archive views	Total viewers	Live viewers	Archive viewers
Meeting of all scrutiny committees	9.6.15	17	4	13	15	3	12
Cleaner	10.6.15	20	4	16	15	3	12
Healthier	17.6.15	16	2	14	11	1	10
Learning	24.6.15	22	3	19	16	3	13
Resources	1.7.15	19	3	16	15	2	13
Safer	8.7.15	15	3	12	10	2	8
Meeting of all scrutiny committees	15.7.15	22	4	18	20	3	17
Cleaner	16.9.15	29	10	19	18	4	14
Healthier	23.9.15	22	9	13	11	3	8
Meeting of all scrutiny committees	24.9.15	33	7	26	21	3	18
Learning	30.9.15	25	3	22	15	1	14
Resources	7.10.15	55	9	46	25	2	23
Safer	14.10.15	32	11	21	15	2	13
Council O&S	20.10.15	179	16	163	130	6	124
Meeting of all scrutiny committees	21.10.15	72	18	54	39	7	32
Healthier	11.11.15	16	5	11	12	2	10
Meeting of all scrutiny committees	12.11.15	36	7	29	23	3	20
Learning	25.11.15	25	7	18	16	5	11
Meeting of all scrutiny committees	30.11.15	34	9	25	17	6	11
Cleaner	9.12.15	42	11	31	24	3	21
Resources	17.12.15	38	7	31	23	4	19
Cleaner	13.1.16	25	6	19	16	3	13
Safer	26.1.16	13	5	8	10	4	6

Total	23 meetings	807	163	644	517	75	442
Average per meeting		35	7	28	22	3	19

Key

- Total views = the total number of times the webcast has been viewed
- Live views = the number of times it was viewed while the meeting was in progress
- Archive views = the number of times it was viewed after the meeting had finished
- Total viewers = the total number of people (or IP addresses) who watched the webcast
- Live viewers = the total number of people (or IP addresses) who watched the webcast while the meeting was in progress
- Archive viewers = the total number of people (or IP addresses) who watched the webcast after the meeting had finished

NB Torfaen County Borough Council is counted as one IP address. Therefore, if 5 members of staff watched a webcast, those 5 people would only be counted as 1 viewer. Hence, if there were 32 viewers of a particular meeting, that is likely to mean there were 31 external viewers and also internal viewers.